

EST.
1897

MILWAUKEE

DUSTLESS BRUSH

— Gordon Brush Mfg. Co., Inc. —



INNOVATIVE PRODUCTS
THAT CLEAN BETTER & LAST LONGER



We of Milwaukee Dustless Brush pride ourselves in a team approach to serving our customers' needs. The goal of our continuous improvement philosophy is to provide our customers with the best value possible. This value is a combination of innovative products built using only the highest quality components and delivered to our customers on time.



Speed Sweep®

No other brush comes close to matching the unique features of the Speed Sweep® system... a steel back is placed over the brush block and crimped permanently onto the block. Steel rivets are fastened through the entire block to secure the adjustable steel socket.

FEATURES

- Steel back
- Narrow brush block-strength of the steel back allows for the use of a thinner, narrower brush block
- No large holes drilled in center of block
- Adjustable steel socket and nut
- Steel stud in handle will not strip or break when tightened

BENEFITS

- Block will not crack or split
- Lightweight and easier to use
- Speed Sweep® is strongest in the center of the brush where ordinary brushes are weakest
- An ergonomic floor brush adjustable to suit the users height
- Handle can be frequently reversed to keep bristles in shape for longest wear

Speed Sweep® fine sweeping for smooth surfaces



FINE DUTY BLACK POLYPROPYLENE

Fine polypropylene sweeps light dust and dirt, gives extremely long wear. Careful blend of straight and crimped polypropylene creates a superior brush. 3" bristle trim.

Catalog #	Size	Catalog #	Size
233140	14"	233241	24" blue
233160	16"	233300	30"
233180	18"	233360	36"
233240	24"	233361	36" blue

GRAY FLAGGED STYRENE

Full body and split tip of each bristle cleans dust and dirt from polished floors to smooth concrete. A popular brush which has replaced horsehair for most smooth surface sweeping. 3" bristle trim.

Catalog #	Size	Catalog #	Size
236140	14"	236300	30"
236180	18"	236360	36"
236240	24"		

GRAY HORSEHAIR - 50% NYLON

Extra body to move light litter while still getting all the finer dust. Especially effective on wood floors. 3-5/8" bristle trim.

Catalog #	Size	Catalog #	Size
220140	14"	220240	24"
220180	18"	220360	36"

TAMPICO CENTER - HORSEHAIR BORDER

Tampico sweeps the light debris; horsehair sweeps the dust. Great for industrial and manufacturing settings. 3-1/4" bristle trim.

Catalog #	Size	Catalog #	Size
214140	14"	214240	24"
214180	18"	214360	36"

EXTRA STIFF BLACK HORSEHAIR

Extra stiff horsehair is a favorite of natural fiber users. Sweeps fine dust and dirt from a wide variety of smooth floor surfaces. 3" bristle trim.

Catalog #	Size
218180	18"
218240	24"



Speed Sweep® for medium sweeping on average surfaces

AVERAGE DUTY POLYPROPYLENE

Straight polypropylene will not mat or tangle while sweeping a variety of debris. Not harmed by water, chemicals or grease, and is extremely long wearing. 3-1/4" bristle trim.

Catalog #	Size	Catalog #	Size
231140	14" black	231240	24" black
231141	14" blue	231241	24" blue
231160	16" black	231242	24" white
231180	18" black	231244	24" red
231181	18" blue	231245	24" green
231182	18" white	231248	24" yellow
231184	18" red	231300	30" black
231188	18" yellow	231360	36" black
		231361	36" blue



STIFF CENTER - FINE BORDER POLYPROPYLENE

Stiff center moves stubborn debris; fine border sweeps dust and dirt. The excellent qualities of polypropylene in an "all purpose" sweeping tool. 3" bristle trim.

Catalog #	Size	Catalog #	Size
232140	14" black	232300	30" black
232180	18" black	232301	30" blue
232240	24" black	232360	36" black
232241	24" blue	232361	36" blue



UNION FIBER CENTER - GRAY HORSEHAIR BORDER

Stiff center moves heavy debris; softer border sweeps light and medium dirt. The combination bristles do a clean sweep on a variety of surfaces. 3-1/4" bristle trim.

Catalog #	Size
270140	14"
270180	18"
270240	24"



WIRE CENTER - TAMPICO AND HORSEHAIR

Center row of steel wire moves paper, metal and scraps which other filament brushes pass over. Users with difficult sweeping problems find this brush an ideal solution. 3-1/4" bristle trim.

Catalog #	Size
217180	18"
217240	24"



UNION FIBER

Mixture of bassine, palmetto and tampico fiber sweeps debris and gives long service. A great tool for the dirtiest jobs. 3-3/8" bristle trim.

Catalog #	Size
212180	18"
212240	24"



Speed Sweep® for heavy duty sweeping on rough surfaces



HEAVY DUTY POLYPROPYLENE

Out-sweeps and out-wears any other brush, while resisting abrasion, grease, oil, acids, and alkalis. The straight, stiff bristles easily move heavy debris. 4" bristle trim.

Catalog #	Size	Catalog #	Size
230140	14"	230241	24" blue
230160	16"	230300	30"
230180	18"	230360	36"
230240	24"		



STIFF PALMYRA BRISTLES

Palmyra is very stiff, ideal for rugged scrubbing on wet surfaces. A standard of the industry for dock and outdoor sweeping. 3-3/8" bristle trim.

Catalog #	Size
240180	18" Palmyra.
240240	24" Palmyra.
294430	30" Extremely durable synthetic Palmyra. 5-1/4" bristle trim.

Heavyweights™ street push brooms



EXTRA STIFF BROWN POLYPROPYLENE

Rugged construction coupled with abrasion resistant polypropylene bristle. Stiff brown crimped polypropylene with 5" trim stands up to the toughest use. Requires handle #191100 or #191500, 60" wood tapered handle.

Catalog #	Size
339160	16"
339180	18"



EXTRA STIFF PALMYRA FIBER

Durable wood block broom handles heavy debris and rocks. Natural palmyra fiber is perfect for coarse sweeping on street, farm or construction projects. The extra stiff palmyra has a 6" bristle trim. Requires handle #191100 or #191500, 60" wood tapered handle.

Catalog #	Size
349160	16"



STIFF YELLOW POLYPROPYLENE

Stiff street brooms for heavy municipal and construction waste. Yellow crimped polypropylene bristles with 4" trim are securely stapled in hefty hardwood blocks. Requires 60" tapered wood handle #191100 or #191500.

Catalog #	Size
338160	16"
338180	18"

Push Brooms with wood back

BLACK POLYPROPYLENE

Sturdy hardwood brush block with two ACME threaded handle holes. Filled with black polypropylene for light to medium sweeping. Uses handle with ACME thread. 3" bristle trim.

Catalog #	Size
362180	18"
362240	24"

HEAVY DUTY PALMYRA

Sturdy hardwood block with two ACME threaded handle holes. Filled with Palmyra, a popular natural fiber for sweeping medium to heavy debris. Uses handle with ACME thread. 4" bristle trim.

Catalog #	Size
363180	18"
363240	24"

STIFF BROWN POLYPROPYLENE

Sturdy hardwood brush block riveted with heavy gauge steel swivel socket. Filled with long wearing brown polypropylene bristle. An economical push broom with our adjustable handle feature. 3-3/8" bristle trim. Requires handle with 3/8" stud.

Catalog #	Size
334180	18"



Push Brooms with Perma Poly® poly back

FINE DUTY FLOOR BRUSHES

Fine bristles for sweeping smooth surfaces. 3" firm bristle trim. Uses handle with ACME thread.

Catalog #	Description
352180	18" black polypropylene.
352240	24" black polypropylene.

Catalog #	Description
356180	18" gray flagged styrene.
356240	24" gray flagged styrene.

ALL PURPOSE FLOOR BRUSHES

Stiff brown polypropylene bristles in center for heavy debris, fine black poly bristles around outside for finer particles. 3" bristle trim. Uses handle with ACME thread.

Catalog #	Description
351180	18" stiff center, fine border
351240	24" stiff center, fine border

HEAVY DUTY FLOOR BRUSHES

Stiff bristles for rough surfaces and/or heavy debris. 3-3/8" bristle trim. Uses handle with ACME thread.

Catalog #	Description
354180	18" stiff brown polypropylene.
354240	24" stiff brown polypropylene.

Catalog #	Description
357180	18" natural Palmyra.
357240	24" natural Palmyra.



Handles and Brace ACME tips & tapered



ACME THREADED WOOD TIP

Catalog #	Size	Description
190700	48" x 15/16"	All wood, ACME thread.
190760	60" x 15/16"	All wood, ACME thread.
190610	72" x 15/16"	All wood, ACME thread.



ACME THREADED METAL TIP

Catalog #	Size	Description
190710	48" x 15/16"	Wood with metal ACME thread.
190725	48" x 7/8"	Light weight, black powder-coated steel, ACME thread.
190740	60" x 1"	Heavy duty, powder-coated steel, ACME thread.
194100	60" x 15/16"	Wood with metal ACME thread.
194200	60" x 1"	Two 30" sections threaded together for a rugged combination wood/steel handle, ACME thread.
190620	72" x 15/16"	Wood with metal ACME thread.



ACME THREADED PLASTIC TIP

Catalog #	Size	Description
190750	60" x 15/16"	Wood with plastic ACME thread tip.



WOOD TAPERED HANDLES

Catalog #	Size	Description
191500	60" x 15/16"	All wood, tapered.
191100	60" x 1-1/8"	All wood, tapered.



ACME FIBERGLASS HANDLES

Catalog #	Size	Description
197300	36" x 15/16"	Fiberglass with ACME thread.
197400	48" x 15/16"	Fiberglass with ACME thread.
197500	60" x 15/16"	Fiberglass with ACME thread.



ACME FLOW-THRU HANDLES

Catalog #	Size	Description
194800	48"- 96"	Padded extension handle, ACME thread.
492425	60"	ACME thread fountain handle.



HANDLE BRACE

Catalog #	Description
901134	Handle brace. Can be used on all wood block brushes. Also can be fastened onto all steel backed brushes.

Handles Speed Sweep® and HySweep™

SPEED SWEEP® HANDLES, ONE PIECE, 3/8" STUD

Our extremely strong and long lasting wood and powder-coated steel handles for steel backed floor brushes, deck scrubs and floor squeegees.

WOOD HANDLES, 3/8" STUD

Catalog #	Size	Description
190400	48" x 15/16"	All wood handle for #403151, 403161 (short stud).
190500	48" x 15/16"	All wood handle for #403130 (long stud).
190900	60" x 15/16"	All wood handle with steel stud.
190600	72" x 1-1/8"	All wood handle with steel stud.
190200	96" x 1-1/8"	All wood handle with steel stud.

HEAVY DUTY STEEL HANDLES, 3/8" STUD

Catalog #	Size	Description
190550	48" x 7/8"	All steel handle for #403130. Long stud.
190300	60" x 1"	All steel handle, suggested for 30" and 36" floor brushes and squeegees.
190320	60" x 1-1/8"	Steel handle with orange vinyl protective coating provides a sanitary handle.

COMBINATION HANDLES, 3/8" STUD

Catalog #	Size	Description
191000	60" x 15/16"	Combination wood and steel handle.
197511	60" X 15/16"	Combination fiberglass and steel handle.

SPEED SWEEP® HANDLES, TWO PIECE SECTIONAL, 3/8" STUD

Catalog #	Size	Description
191200	60" x 1"	Two 30" sections thread together for a rugged combination wood and steel handle.
191400	60" x 1"	Two 30" sections thread together for a rugged combination all steel handle.

HYSWEEP™ HANDLES

Catalog #	Size	Description
195613	36" x 1"	Fiberglass with compression collar.
195615	60" x 1"	Fiberglass with compression collar.
195715	60" x 1"	Aluminum with compression collar.



No other brush comes close to matching the unique features of the Speed Sweep® system. A steel back is placed over the brush block and crimped permanently onto the block. Steel rivets are fastened through the entire block to secure the adjustable steel socket.

Sturdy polypropylene “corn” bristles are longer wearing, washable, impervious to chemicals and won’t break or shed. Bristles are heat sealed then riveted into a metal cap. A steel band retains bristle shape. Handle choices include wood and powder coated steel.

MODERATE STIFFNESS, STRAIGHT TRIM

Sturdy flagged polypropylene “corn” bristles are longer wearing, washable, impervious to chemicals and won’t break or shed. Bristles are heat sealed then riveted into a metal cap. Steel band retains bristle shape. Great for maid’s carts, hospitality trade, home and commercial use.

Catalog #	Description	Trim	Handle	Color
437060	Straight trim	7-1/4"	Wood	Tan
437063	Straight trim	7-1/4"	Steel	Tan

STIFF, STRAIGHT TRIM

Stiff flagged polypropylene “corn” bristles are longer wearing, washable, and impervious to chemicals. Bristles are heat sealed then riveted into a metal cap. Steel band retains bristle shape. Great for maid’s carts, hospitality trade, home and commercial use.

Catalog #	Description	Trim	Handle	Color
437050	Straight trim	7-1/4"	Wood	Yellow
437053	Straight trim	7-1/4"	Steel	Yellow
437032	Straight trim	7-1/4"	Steel	Red
437033	Straight trim	7-1/4"	Steel	Green
437043	Straight trim	7-1/4"	Steel	Blue

HEAVY DUTY, STRAIGHT TRIM

Extra stiff brown polypropylene works well for moving large debris such as rocks. Great for agricultural, municipal, and railroad use. Track broom removes embedded debris.

Catalog #	Description	Trim	Handle	Color
437100	Straight trim	8"	Wood	Brown
437103	Straight trim	8"	Steel	Brown
437110	Track broom with chisel	8"	Wood	Brown



MODERATE STIFFNESS, LARGE ANGLED TRIM

Flagged polypropylene with our sturdy metal capped construction and fused bristles. Large angle bristle flare and comfortable handle allow for fast clean up of a wide variety of jobs.

Catalog #	Description	Trim	Handle	Color
437314	Angled trim	7-3/4"-9"	Wood	Tan
437315	Angled trim	7-3/4"-9"	Steel	Tan

STIFF, LARGE ANGLED TRIM

Long wearing flagged polypropylene with our strong metal capped construction, with fused bristles and a sturdy handle. Large angle allows for fast clean up of a wide variety of jobs.

Catalog #	Description	Trim	Handle	Color
437310	Angled trim	7-3/4"-9"	Wood	Yellow
437313	Angled trim	7-3/4"-9"	Steel	Yellow

STIFF, SMALL ANGLED TRIM

Small angled broom works well for compact sweeping. Broom has the same popular construction as all Speedy Corn® brooms.

Catalog #	Description	Trim	Handle	Color
437210	Angled trim	5-1/2"-7"	Wood	Yellow
437223	Angled trim	5-1/2"-7"	Steel	Red
437233	Angled trim	5-1/2"-7"	Steel	Green
437243	Angled trim	5-1/2"-7"	Steel	Blue

BROOM STIFFNESS

MODERATE-TAN
For Light Sweeping

STIFF-YELLOW
For Average Sweeping

STIFF, SMALL-BLUE
For Average Sweeping



Scrub Tex™ Deck Scrubs

STEEL BACK DECK SCRUBS

Speed Sweep® style deck scrub with extra stiff polypropylene for rugged scrubbing. 1-1/2" bristle trim. Handle with 3/8" stud required.



Catalog #	Size	Catalog #	Size
235140	14" white	235180	18" white
235141	14" blue	235181	18" blue
235142	14" red		
235143	14" green		
235144	14" yellow		

WOOD BLOCK DECK SCRUBS

Wood block deck scrub filled with stiff brown polypropylene. 2" bristle trim. Two tapered handle holes accept tapered handle #191100 or #191500.



Catalog #	Size
335100	10"
335120	12"
335150	14"

THREE SURFACE DECK SCRUBS

Multi level deck scrub filled with stiff polypropylene. For aggressive scrubbing in hard to reach areas. Injection molded polypropylene block. 1-3/4" bristle trim. Requires handle with ACME thread.



Catalog #	Size	Catalog #	Size
335210	10" white	335213	10" green
335211	10" blue	335214	10" yellow
335212	10" red		

DECK SCRUB WITH SQUEEGEE

Scrub Tex™ multi level deck scrub filled with stiff blue polypropylene. Double blade neoprene squeegee creates a two-in-one cleaning tool. 1-3/4" bristle trim. Requires handle with ACME thread.



Catalog #	Size
335310	10"

MULTI PURPOSE SCRUBBERS

Deck and floor scrubber with U-joint swivel design. Brush quickly swivels in any direction to clean floors, walls, baseboards and confined areas. The rugged plastic block will not absorb water yet stands up to chemicals. Accepts handle with ACME thread.



Catalog #	Size	Description
336100	9"	1" Nylon grit bristle.
336110	9"	1-1/4" polypropylene bristle.

Upright Brooms

STEEL BACK UPRIGHT BROOM

11" upright broom with steel back. Excellent for warehouse, print shop and general sweeping. Stapled with heavy duty polypropylene. 5-1/2" trim. Handle #190500 (wood) or #190550 (steel) with 3/8" stud required.

Catalog #
403130

PLASTIC BLOCK UPRIGHT BROOMS

9" red upright broom. Average duty polypropylene stapled into plastic block. For biohazard clean up as well as other environmentally segmented sweeping. 5-1/2" trim. Handle #190700 (wood), #190725 (steel) or #197400 (fiberglass) with ACME thread required.

Catalog #
403182

9" black upright broom. Heavy duty polypropylene stapled into plastic block. Used in restaurants, food processing, commercial and industrial applications. 5-1/2" trim. Handle #190700 (wood), #190725 (steel) or #197400 (fiberglass) with ACME thread required.

Catalog #
403180

COMPACT UPRIGHT BROOMS

9" light duty upright broom with flagged styrene fiber stapled in plastic block. 3-1/4" trim. Handle #190700 (wood), #190725 (steel) or #197400 (fiberglass) with ACME thread required.

Catalog #
403160

9" light duty upright broom with flagged styrene fiber stapled in plastic block. 3-1/4" trim. Steel swivel socket allows for use in congested areas. Handle #190400 with 3/8" stud required.

Catalog #
403161

COMPACT UPRIGHT BROOMS

9" upright broom with medium duty polypropylene in plastic block. 3-1/4" trim. Handle #190700 (wood), #190725 (steel) or #197400 (fiberglass) with ACME thread required.

Catalog #
403150

9" average duty upright broom with steel handle adjustable for use as shop broom or compact push broom. 3-1/4" polypropylene trim. Excellent for sweeping areas too restricted for ordinary brooms such as buses and under benches. Handle #190400 with 3/8" stud required.

Catalog #
403151



Corn Brooms and Upright Brooms



WAREHOUSE CORN BROOM

Warehouse style natural corn broom. 100% corn fiber, the best corn broom available. Broom has 6 stitching rows and 42" x 7/8" hardwood handle.

Catalog #
438100



JANITOR CORN BROOM

Janitor style natural corn broom. 100% corn fiber. Broom has 5 stitching rows and 42" x 7/8" metal cushion grip handle.

Catalog #
438110



HOUSEKEEPER CORN BROOM

Easy to use corn broom. The corn fiber will move light to medium debris. Broom has 4 stitching rows and 42" x 7/8" metal handle.

Catalog #
438120



WHISK BROOM

Natural corn bristle in a convenient whisk broom style. 2 blue rows of stitching with a metal cap.

Catalog #
438140



LARGE ANGLE HOUSEKEEPER BROOM

Large 10" angle broom with long-lasting soft flagged PET bristles. Great for sweeping fine dust in hard-to-reach places. Metal handle 48" x 7/8" with hanger cap.

Catalog #
403110



JUMBO ANGLE WAREHOUSE BROOM

Jumbo 15" angle broom with flagged PET bristles. Excellent for indoor sweeping and hard-to-reach areas. Metal handle 48" x 1" with comfort grip handle and hanger cap with swivel.

Catalog #
403120

Lobby Brooms and Dust Pans

JUMBO DUST PAN

18" plastic dust pan has extra deep pan and non skid feet for easy filling. Impact resistant plastic stays rigid but not brittle. Pan easily grips to broom or brush handle.

Catalog #
445120

PLASTIC DUST PAN

12" plastic dust pan. An economical and long lasting pan which is standard in both the housekeeping and industrial trade.

Catalog #
445130

METAL DUST PAN

12" metal dust pan. Black enamel finish on heavy gauge pan with comfortable rounded handle. For rugged industrial service.

Catalog #
445140

LOBBY DUST PANS

Catalog #	Description
445170	Lobby dust pan with wheels.
445180	Lobby dust pan, aluminum handle, no wheels or clip.

LOBBY BROOMS

Lobby broom with stiff polypropylene bristle. Angled trim of the 403201 broom gets litter and light to medium debris.

Catalog #	Description
403201	Broom and metal handle combination.
191115	Replacement metal handle (30" x 7/8") for 403201.
403200	Replacement head for 403201.
403280	Yellow plastic corn style lobby/toy broom - stiff bristles will not break or shed.
403281	Lobby broom with 100% corn fiber. Broom has 3 rows of stitching.



Bench or Counter Dusters

Bench or counter duster brushes are manufactured with polypropylene brush blocks, except 550000 which has a hardwood block.



POLYPROPYLENE

Catalog #	Description
550080	Our most popular counter duster, filled with black polypropylene for fine dust and heavy dirt.
550021	Blue polypropylene for segregated cleaning zones.
550081	White polypropylene for segregated cleaning zones.
550082	Red polypropylene for segregated cleaning zones.
550083	Green polypropylene for segregated cleaning zones.
550084	Yellow polypropylene for segregated cleaning zones.



HORSEHAIR

Catalog #	Description
550030	100% horsehair. A craftsman's favorite for bench cleaning. Also preferred for scratchless dusting of polished surfaces.
550000	100% horsehair with wood brush block.



BLACK TAMPICO

Catalog #	Description
550060	Staple set with black tampico for shop use. Easily handles sawdust, wood chips, glass particles. Also heat resistant.



UNION FIBER

Catalog #	Description
550070	The stiff union fiber of this bench brush sweeps up heavy debris under wet or dry conditions.



FLAGGED TIP FIBER

Catalog #	Description
550090	Gray flagged tip fiber for gently sweeping fine dust and light dirt. A great all purpose sweeping tool.



LONG HANDLE DUSTING (RADIATOR) BRUSH

A long, narrow hardwood handle, filled with one row of tampico, has a flared tip to easily clean small crevices.

Catalog #	Fill Material	Trim	Rows	Handle (L x W)
578610	Tampico	2"	1 x 30	24" x 3/8"

Speed Squeegee®

Heavy Duty Steel

Speed Squeegee® has a steel socket that accepts any Speed Sweep® bolt-in handle, providing a positive connection that won't come loose. Available in a full range of styles such as zinc plated steel and anodized aluminum frames, straight and curved, with stiff neoprene or soft moss rubber blades for superior surface contact.

FEATURES

- Straight heavy duty steel with tough neoprene blade
- Curved heavy duty steel
- Flex Squeegee™ steel frame with double moss rubber blade
- Flip Flop® aluminum frame with split neoprene blade
- Straight aluminum frame with pliable, non-marking blade
- Curved aluminum frame

BENEFITS

- Long wearing under heavy use
- Curved frame improves water retention
- Excellent floor contact for reduced drying time
- Special Flip Flop® socket allows forward and backward strokes in obstructed areas
- Lightweight alternative with anodized aluminum frame

Speed Squeegee® heavy duty steel frame

STRAIGHT HEAVY DUTY

Speed Squeegee® floor squeegees manufactured with heavy gauge zinc plated steel. Genuine neoprene blade has excellent wearing qualities. Steel handle socket accepts any Speed Sweep® bolt-in handle with 3/8" stud. (All steel #190300 or #191400 handle recommended for 30" and 36" squeegees.)

Catalog #	Size	Catalog #	Size
602510	18"	602590	18" refill
602520	24"	602610	24" refill
602530	30"	602620	30" refill
602540	36"	602660	36" refill

CURVED HEAVY DUTY

Heavy gauge steel curved for water retention. Neoprene squeegee blade is chemical and abrasion resistant. Steel socket accepts any Speed Sweep® bolt-in handle with 3/8" stud. (All steel #190300 or #191400 handle recommended for 30" and 36" squeegees.)

Catalog #	Size	Catalog #	Size
623240	24"	602610	24" refill
623300	30"	602620	30" refill
623360	36"	602660	36" refill



Aluminum Floor Squeegees


The anodized aluminum of these light duty floor squeegees is combined with oil proof neoprene squeegee blades. Accepts any Speed Sweep® bolt-in handle with 3/8" stud. (All steel #190300 or #191400 handle recommended for 30" and 36" squeegees.)



FLIP FLOP® SQUEEGEES

Our most popular aluminum style has a special socket attachment that allows for forward and backward strokes. The blade is split down the middle for double scraping the surface and faster drying.


Catalog #	Size	Catalog #	Size
629180	18"	628180	18" refill
629240	24"	628240	24" refill
629360	36"	628360	36" refill



STIFF STRAIGHT ALUMINUM FLOOR SQUEEGEES

These aluminum squeegees have our "fixed" heavy duty handle socket combined with a split neoprene blade. Uses Speed Sweep® handle as described above.


Catalog #	Size	Catalog #	Size
627180	18"	628180	18" refill
627240	24"	628240	24" refill
627300	30"	628300	30" refill



EXTRA STIFF CURVED ALUMINUM FLOOR SQUEEGEES

Curved aluminum squeegees with a stiffer heavy duty neoprene blade. Uses Speed Sweep® handle as described above.

Catalog #	Size	Catalog #	Size
624240	24"	602610	24" refill
624300	30"	602620	30" refill
624360	36"	602660	36" refill



GRAY NEOPRENE FLOOR SQUEEGEES

Aluminum squeegee with gray neoprene blade. "Medium" stiffness of this blade is more pliable than the heavy duty blades. Will not mark lighter floor surfaces. Uses Speed Sweep® handle as described above.

Catalog #	Size	Catalog #	Size
648180	18"	601180	18" refill
648240	24"	601240	24" refill
648300	30"	601300	30" refill
648360	36"	601360	36" refill



MOSS RUBBER IN STEEL HOUSING

Flex Squeegee™, with its soft blade, does a clean job on smooth and textured floor surfaces. The double bladed squeegee has excellent contact, dramatically reducing floor drying time. Flex Squeegee™ blades are closed cell foamed material commonly called "moss." Requires handle #191000, #190300, #190320 or sectional handles with 3/8" stud.

Catalog #	Size
625182	18"
625242	24"
625300	30"
625360	36"



CURVED ALUMINUM MOSS RUBBER SQUEEGEE

Made from durable, non-marking split moss rubber in an anodized aluminum frame. Refill blades available. Use 191000 steel/wood handle or 190300 all steel handle.

Catalog #	Size	Catalog #	Size
626240	24"	925491	24" refill
626360	36"	925492	36" refill



HYGIENIC MOSS RUBBER FLOOR SQUEEGEES

This floor squeegee can be used in food processing, food service, laboratories, healthcare or anywhere hygienic cleaning tools are required. The polypropylene housing holds a moss rubber blade. The unique handle socket has a compression lock handle system for secure attachment. Requires HySWEEP™ handle #195615 (fiberglass) or #195715 (aluminum) handle.

Catalog #	Size
645160	16"
645240	24"



MOSS RUBBER FLOOR SQUEEGEE IN FLIP FLOP® STYLE

This handy floor squeegee combines the features of moss rubber with the popular Flip Flop® floor squeegee. The unique socket allows for both forward and backward motion, while the soft moss rubber blade gets the surface especially dry. Accepts handle #190300, #190320, #191000 or sectional handles.

Catalog #	Size	Catalog #	Size
649180	18"	925490	18" refill
649240	24"	925491	24" refill
649360	36"	925492	36" refill



Truck Wash Brushes

Hard working wash brushes for vehicle maintenance and cleaning. Durable polypropylene block with flow thru hole is filled with popular bristle materials. Requires ACME flow thru handles #492425, #194800, or solid handle #190750.



POLYESTER WASH BRUSH

9" soft wash brush with premium polyester bristle for delicate surfaces. Dense bristles hold water and assure thorough cleaning. Full bumper protects wash surfaces. 2-1/2" bristle trim.

Catalog #	Description
492350	Oblong wash brush, green Polyester.



TRUCK WASH BRUSHES

9" oblong brush is heavily filled with either styrene or polypropylene. Brush head will not collapse with moderate scrubbing. 2-1/2" bristle trim.

Catalog #	Description
492310	Soft flagged gray styrene.
492330	Black acid and chemical resistant polypropylene.



MASTERSWEEP WASH BRUSHES

9" oblong wash brush densely filled with flagged filament. 2-1/2" bristle trim. Especially popular when used with extension flow thru handle #194800.

Catalog #	Description
492340	White styrene
492360	Blue Mastersweep



MULTI-SURFACED WASH BRUSH

10" gray Mastersweep fiber in a fountain style multi level brush. An outstanding wash brush for a variety of cleaning needs. 2-1/2" bristle trim.

Catalog #	Description
335430	10" multi-level wash brush.



POLYESTER MULTI-SURFACED WASH BRUSH

10" green Polyester fiber in this multi level fountain brush creates a premium wash brush. The professional's choice for fleet maintenance. 2-1/2" bristle trim.

Catalog #	Description
335440	10" multi-level wash brush.



Speedy Mop®

Roller Sponge Mops

Speedy Mop® roller sponge mop is designed to transfer the natural mopping action into a rolling, digging action in the sponge head, quickly loosening ground in dirt. The genuine cellulose sponge head is 5 times more absorbent than foam rubber. Wringer rollers squeeze dirt and water out of the sponge head.

FEATURES

- Genuine cellulose sponge head
- Vinyl wringer rollers
- Wringer is located half way up the powder-coated steel handle
- Plated steel components
- Three sizes to choose from

BENEFITS

- Picks up more water than a foam rubber sponge head
- Water and dirt are squeezed out of the sponge head, not into it
- Easy wringing without bending
- Durable construction withstands rigorous use

PREMIUM SPONGE MOP

Speedy Mop® is constructed with plated steel components to withstand rigorous use. Sponge head is genuine cellulose, 5 times more absorbent than foam rubber. Pure vinyl wringer rollers squeeze dirt and water out of the sponge head. Wringer is located half way up the steel mop handle for easy wringing with no bending. Power strip refill has an abrasive strip attached for heavy duty scrubbing.

Catalog #	Description	Catalog #	Description
660210	10" complete mop.	661210	10" refill, cellulose. (replaces 661100)
660220	12" complete mop.	661220	12" refill, cellulose. (replaces 661120)
660240	14" complete mop.	661240	14" refill, cellulose. (replaces 661140)
		663210	10" refill, power strip.
		663220	12" refill, power strip.
		663240	14" refill, power strip.

eMOP™

Bucketless Floor Cleaning System

Going far beyond the current gravity fed systems, the 4th generation eMOP is a fully pressurized spray mop which dispenses uncontaminated cleaning solution directly to the floor. This lightweight, well balanced and ergonomic tool is designed from the ground up to support modern green cleaning programs. With significant economic savings in reduced chemical usage, reduced water usage, and decreased staff time to perform floor cleaning tasks, the eMOP delivers improved cleanliness while reducing costs and environmental impact.

FEATURES

- Easy Grip Activator
- High density rubber comfort grip
- Strong, lightweight aluminum shaft
- Semi-translucent integrated fluid reservoir
- Mechanical dispensing system
- Adjustable nozzle
- Full rotation mop head connector

BENEFITS

- 24 oz. fluid reservoir covers up to 3,200 square feet of floor space
- Reduces volume of chemicals required for standard floor cleaning tasks
- Only fresh, uncontaminated cleaning solution is applied to the floor
- Soiled bucket water and unused chemicals are completely removed from floor cleaning process

eMOP™ BUCKETLESS FLOOR CLEANING SYSTEM

The eMOP is a fully pressurized spray mop that provides the cleaning staff with a fully self contained dispensing mop system, reducing the economic costs and the environmental concerns associated with traditional wringer bucket and string mop systems.

Catalog #
553100

Description
eMOP™ Bucketless Floor Cleaning System



eMOP™ FLOOR CLEANING PADS

Heavy duty color coded 18" x 6.3" microfiber pads ensure no cross contamination from room to room. Scrub pad available for removal of stubborn dirt.

Catalog #
553102
553103
553117
553118
553119

Description
eMOP Wet Pad Green/Green Piping
eMOP Wet Pad Green/White Piping
eMOP Wet Pad Green/Red Piping
eMOP Wet Pad Green/Blue Piping
eMOP Wet Pad Green/Yellow Piping

eMOP™ FLAT MOP DRY DUSTER

Catalog #
553101
553104

Description
eMOP Flat Mop for Dry Dusting with 25" to 58" Adjustable Handle
eMOP Dry Pad Blue 18" x 6.5" with Rolled Edges



Perma Poly™ Utility Brushes

STIFF POLYPROPYLENE

The highest quality bristle material stapled into premium quality injection molded polypropylene brush blocks. Stapled with stiff, crimped polypropylene for rugged scrubbing. 1-3/4" bristle trim.

Catalog #	Size	Catalog #	Size
582010	9" white	583010	20" white
582011	9" blue	583011	20" blue
582012	9" red	583012	20" red
582013	9" green	583013	20" green
582014	9" yellow	583014	20" yellow
582080	9" medium yellow	583080	20" medium yellow

STIFF BLACK POLYPROPYLENE

Long wearing black crimped polypropylene stapled into structural foam polypropylene brush blocks. For industrial, automotive, and general applications. 1-3/4" bristle trim.

Catalog #	Size	Catalog #	Size
572010	9" black	573010	20" black

NYLON OR POLYESTER

Sanitary Nylon or polyester bristles staple set into solid polypropylene brush blocks. Will not absorb moisture or odors. Designed to perform the toughest cleaning jobs. A great all around tool for kitchens, upholstery, healthcare. 1-3/4" bristle trim.

Catalog #	Size	Catalog #	Size
582040	9" white nylon	583040	20" white nylon
586010	9" green polyester	587010	20" green polyester

TAMPICO AND PALMYRA WHEEL AND FENDER BRUSHES

Rugged hardwood block brushes for scrubbing tires, wheels, grills or fenders. With tampico or palmyra fibers. 2" bristle trim.

Catalog #	Size	Catalog #	Size
571010	9" Palmyra	574010	20" Palmyra
577010	9" Tampico	578010	20" Tampico

SWISS STYLE UTILITY BRUSHES

Swiss style brushes available with polypropylene or Nylon fill. 6" structural foam polypropylene brush blocks are sturdy, yet float in liquid. 1-3/4" bristle trim.

Catalog #	Description	Catalog #	Description
576010	Black poly bristle	576014	Yellow poly bristle
576011	Blue poly bristle	576015	White poly bristle
576012	Red poly bristle	576020	Nylon bristle
576013	Green poly bristle		

UTILITY BRUSHES

Durable brushes for general industrial cleaning. Brass for barbecue and tire cleaning. Multi-purpose polypropylene scrub brush with a raised molded handle, provides an excellent grip, while keeping hands away from cleaning solution.

Catalog #	Handle	Fill Material	Trim	Rows	Handle (L x W)
578080	Hardwood	Crimped brass	9/16"	8 x 9	8-7/8" x 2-5/8"
578060	Plastic	Crimped Nylon	3/4"	7 x 8	8-3/8" x 2-9/16"
540010	Plastic	Crimped polypropylene	1"	7 x 13	6" x 2-1/2"



Window, Bowl Brushes & Feather Dusters



WINDOW BRUSH

Polypropylene brush block with flow thru hole filled with soft flagged styrene fiber. Generous bristle fill holds water for washing windows and a variety of other surfaces. Use as a hand held brush or with handle #190700, #190750, #194100 or any flow-thru handle with an ACME thread. 2-1/4" bristle trim.

Catalog #	Size
492310	10"

WHITE POLYPROPYLENE BOWL BRUSH

Vinyl-coated twisted-in-wire construction with durable, long-lasting polypropylene bristles. Chemical and scratch resistant. 20" overall length with wood handle.

Catalog #
571020

Vinyl-coated twisted-in-wire construction with durable, non-scratching polypropylene bristles. Not harmed by standard bowl cleaners. 20" overall length with plastic handle.

Catalog #
571030

A premium staple set bowl brush. White polypropylene stapled into white injection molded polypropylene block. Bristle pattern allows for under rim accessibility. 12.75" overall length.

Catalog #
571050



FEATHER DUSTER

Genuine ostrich feathers attract and hold dust. A quick and easy way to reach difficult cleaning surfaces.

Catalog #	Description
550260	Gray ostrich feather duster, retractable plastic handle.



Commercial Kitchen Products

MULTI LEVEL SCRUB BRUSHES

10" surface scrub brush with stiff polypropylene. For scrubbing walls, floors, baseboards. 1-3/4" bristle trim. Requires handle with ACME thread.

Catalog #	Description	Catalog #	Description
335210	10" white	335213	10" green
335211	10" blue	335214	10" yellow
335212	10" red	335310	10" blue w/ squeegee

TANK BRUSHES

Nylon bristles set into solid polypropylene blocks. Will not absorb moisture or odors. Requires handle #197500 (5 ft. fiberglass), 197400 (4 ft. fiberglass) or #197300 (3 ft. fiberglass).

Catalog #	Size (L x W)
593450	8" x 4-1/2" brush
593460	10" x 5-1/2" brush



Commercial Kitchen Products

BOTTLE BRUSHES

Premium construction and materials to meet any bottle cleaning job. Staple set brushes have solid polypropylene handles, filled with Nylon fiber.

Catalog #	Overall Length	Brush Length	Diameter
593430	12"	4"	2-3/4"
593435	16"	6-1/2"	3"

VALVE BRUSHES

Twisted-in-wire valve brushes with stainless steel construction. Nylon bristles for long lasting use. Polypropylene handle cap with hang hole for convenient storage. 18-1/4" total length, 6-1/4" brush length.

Catalog #	Diameter	Catalog #	Diameter
593440	1"	593442	2"
593441	1-1/2"	593443	3"

POLYPROPYLENE FLOOR SQUEEGEES

Sanitary moss rubber floor squeegee with compression lock handle system. Moss rubber does an excellent job of drying clean up area. Requires HySWEEP™ fiberglass handle #195615 or aluminum handle #195715.

Catalog #	Size
645160	16"
645240	24"

ALL PLASTIC FLOOR BRUSHES

Sanitary floor brush with polyester filament that will not soften with water or scrubbing. Accepts HySWEEP™ fiberglass handle #195615 or aluminum handle #195715 with compression lock handle system.

Catalog #	Size	Trim
385160	16" medium sweep.	1-3/4"
385240	24" medium sweep.	1-3/4"
335160	16" stiff sweep/scrub.	1-3/4"
335240	24" stiff sweep/scrub.	1-3/4"

HYSWEEP™ HANDLES

Unique handle socket has a compression lock handle system for secure attachment.

Catalog #	Size	Description
195613	36" x 1"	Fiberglass with compression collar.
195615	60" x 1"	Fiberglass with compression collar.
195715	60" x 1"	Aluminum with compression collar.

UTILITY BRUSHES

Hygienic utility brushes with polypropylene brush blocks and polyester bristle. Long and short handled versions to meet all general cleaning needs.

Catalog #	Size	Catalog #	Size
585040	10" white	585140	20" white
585041	10" blue	585141	20" blue
585042	10" red		
585043	10" green		
585044	10" yellow		





POLYPROPYLENE SHOVEL

Heavy gauge white injection molded polypropylene shovel for agricultural, food processing, or environmental clean up. The shovel is 37-1/2" long with a scoop that is 14" long by 10-1/4" wide.

Catalog #
595500



PLASTIC SCOOP AND PLASTIC SCRAPER

Polypropylene scoop for kitchen use or environmental clean up. Polypropylene scraper for complete removal of debris.

Catalog #	Description
595050	Scraper, white.
595060	Scoop, white.



DISH BRUSH

Dish brush has 6.6 Nylon stapled into a solid polypropylene block. Special end tuft of bristle is handy for scrubbing in tight areas.


Catalog #
575050



NAIL BRUSH

Nail brush is stapled with 6.6 Nylon on top and bottom. For nail and hand scrubbing. 3" overall size.

Catalog #
585030



HYGIENIC PADDLE SCRAPER AND DRAIN BRUSH

Polypropylene paddle scraper locks down to the hygienic handle. No chance of losing the scraper while cleaning. 4-1/2" drain brush is filled with stiff polyester fiber. Also locks down to hygienic handle. See HySWEEP™ handles listed on page 23.

Catalog #	Description
595450	Paddle scraper.
595460	Drain brush.



PLASTIC DUST PANS AND DUSTERS

Polypropylene dust pan with polypropylene and polyester bench brush.

Catalog #	Description
555010	White dust pan and blue duster.
555020	White dust pan and red duster.
555030	White dust pan and green duster.
555040	White dust pan and yellow duster.

Industrial and Detail Brushes

SPOKE BRUSHES

Twisted-in-wire with pointed end spoke brush for any hard to reach auto detailing.

Catalog #	Description
578340	16" overall length, 3" diameter brush head.
578350	11" overall length, 2" diameter brush head.

Catalog #	Material
578340	Tampico bristles and hardwood handle.
578350	Tampico Colored Poly bristles and plastic handle.



PLASTIC HANDLE DETAIL BRUSHES

Plastic toothbrush style handle, designed with hand grips, and bent to allow knuckle room and prevent hand scraping. Overall handle size is 7/16" x 7-1/4", 1-1/2" brush part, 7/16" trim.

Catalog #	Fill Material
578440	Phosphor bronze
578450	Soft horse hair (1" trim)
578460	Horse hair
578470	Stainless steel
578480	Nylon
578490	Brass
578491	3 Brush Set: Brass, Nylon, Stainless steel



PLASTIC HANDLE DOUBLE-HEADED DETAIL BRUSHES

Black plastic handle with 2 brush faces on a triangular head, specifically designed for ample knuckle clearance. Overall brush is 7-1/4" long, and 2-1/8" wide at the head. Each brush face is 1-3/8" x 5/16".


Catalog #	Fill Material (1 each side)
578400	Stainless steel/Brass
578410	Brass/Nylon
578420	Stiff Nylon/soft Nylon
578430	Stainless steel/Nylon



3 ROW WOOD HANDLE DETAIL BRUSHES

All-purpose toothbrush-style, bent for knuckle protection. This standard tool is the basic brush for every tool kit. Overall brush size 7-3/4" x 7/16", 1-1/2" brush part, 7/16" trim.

Catalog #	Fill Material
578510	Brass
578520	Hog bristle
578530	Phosphor bronze
578560	Horse hair
578570	Stainless steel
578580	Nylon
578540	3 Brush Set: Brass, Nylon, and Stainless steel



Block and Tube Brushes

FINE-FILAMENT BLOCK BRUSHES

Small, easy to grip 2-1/2" x 4-1/4" hardwood block brushes with 3/4" trim. Very effective at safely cleaning, polishing and deburring easily scratched surfaces.



Catalog #	Fill Material
578100*	Brass/Horse hair*
578101	Brass
578102	Horse hair
578103	Nylon
578104	Stainless steel

*Horse hair border minimizes liquid overspray from Brass.

LARGE BLOCK BRUSHES

Large industrial brushes with 7-1/8" x 2-1/4" hardwood handles, densely filled. The shorter 1/4" trim length is stiffer for tougher scrubbing ability. The metal filled brushes are very effective at cleaning and deburring metal parts, as well as removing residue, metal filings, paint and coatings.



Catalog #	Fill Material	Trim
578090	Carbon steel	1-3/4"
578091	Brass	1-3/4"
578092	Hog bristle	3/4"
578093	Hog bristle	1/4"
578094	Horse hair	3/4"
578095	Horse hair	1/4"
578096	Phosphor bronze	1-3/4"
578097	Stainless steel	1-3/4"

TUBE CLEANING BRUSHES

Single spiral, single-stem Nylon or Horse hair, with ring handle.



Nylon Catalog #	Horse Hair Catalog #	Brush Diameter	Brush Length	Overall Length	Nylon Diameter
556100	557100	1/4"	2"	6-1/4"	0.006
556110	557110	1/4"	4"	26"	0.006
556120	557120	5/16"	1-1/2"	9"	0.006
556130	557130	3/8"	2"	6-1/4"	0.006
556140	557140	3/8"	4"	26"	0.006
556150	557150	1/2"	1-1/2"	7-1/2"	0.012
556160	557160	1/2"	3"	8-1/2"	0.012
556170	557170	1/2"	4"	26"	0.012
556180	557180	1/2"	4-1/2"	42"	0.012
556190	557190	5/8"	3"	8-1/2"	0.012
556200	557200	5/8"	4-1/2"	42"	0.012
556210	557210	3/4"	3"	8-1/2"	0.012
556220	557220	3/4"	4-1/2"	42"	0.014
556230	557230	1"	4"	12-1/4"	0.012
556240	557240	1"	4-1/2"	40-1/2"	0.014
556250	557250	1-1/4"	4"	13"	0.014
556260	557260	1-1/4"	4-1/2"	40-1/2"	0.014
556270*	557270*	*1-1/4"	5"	12"	0.014
556280	557280	1-1/2"	4-1/2"	40-1/2"	0.014
556290	557290	2"	4-1/2"	40-1/2"	0.014

*Brush diameter tapers from 1-1/4" to 3/4"

Wire Scratch Brushes

WIRE SCRATCH BRUSH

Heavy duty hand-held wire scratch brush. Steel scraper at end scrapes up stubborn debris. 11" overall length. 1-1/2" tempered carbon steel wire.

Catalog #
578110



SHOE HANDLE SCRATCH BRUSHES

Solid hardwood or plastic shoe handle, contoured for a comfortable grip, filled with durable wire. 1" x 10" overall size, 1-1/8" trim.

Catalog #	Fill Material
578120	Phosphor bronze (non-sparking)
578130	Stainless steel
578140	Carbon steel

Shoe Handle with Scraper	
578150	Carbon steel

Contoured Plastic Shoe Handle	
578220	Carbon steel
578230	Stainless steel



LONG HANDLE SCRATCH BRUSHES

Long, slightly curved hardwood or plastic handle with 3 or 4 rows, densely filled with even trim for uniform cleaning. 1-1/8" trim.

Catalog #	Fill Material	Rows	Handle (L x W)
578245	Brass	3 x 19	13-3/4" x 15/16"
578295	Brass	4 x 19	13-3/4" x 1-1/8"
578250	Carbon steel	3 x 19	13-3/4" x 15/16"
578280	Carbon steel	4 x 19	13-3/4" x 1-1/8"
578240	Stainless steel	3 x 19	13-3/4" x 15/16"
578290	Stainless steel	4 x 19	13-3/4" x 1-1/8"

Long Handle Brushes with Scrapers			
578260	Carbon steel	3 x 19	13-3/4" x 1-1/8"
578300	Carbon steel	4 x 19	13-3/4" x 1-1/8"

Curved Plastic Handle Brushes			
578270	Carbon steel	3 x 19	13-3/4" x 7/8"
578310	Stainless steel	4 x 19	13-3/4" x 1-1/8"



Stencil, Acid and Parts Wash Brushes



STENCIL BRUSHES

Hog bristle brush for working with inks, stencils and other marking applications. Seamless nickel plated ferrule in a hardwood handle.

Catalog #	Size	Diameter	Trim	Overall Length
597020	2	.236"	1/2"	5-1/2"
597040	4	.315"	3/4"	5-3/4"
597060	6	.354"	3/4"	5-7/16"
597080	8	.487"	7/8"	6"
597100	10	.680"	1-1/8"	6-1/2"
597120	12	.950"	1-1/4"	6-3/4"



LARGE STENCIL BRUSH

Hog bristle brush for working with inks, stencils, and other marking applications. Seamless nickel plated ferrule in a hardwood handle.

Catalog #	Size	Trim	Overall Length
596200	1-1/4"	1-1/2"	6-1/2"



ACID BRUSHES - ROLLED TIN HANDLE

Disposable brushes for applying acid, glue, lubrication or coatings. Very popular when one time usage is necessary. Packed and sold by the gross (144 pieces).

Catalog #	Fill Material	Trim	Tube (L x W x Dia.)
596000	#00 Horse hair	1/2"	2-3/4" x 1/4" x 3/16"
596040	#1 Horse hair	3/4"	5-1/4" x 3/8" x 1/4"
596050	#2 Horse hair	13/16"	5-1/4" x 1/2" x 5/16"
596080	#3 Horse hair	7/8"	5-1/4" x 9/16" x 3/8"



PARTS CLEANING BRUSHES - PLASTIC HANDLE

Standard parts cleaning brush that works well for removing grease, oil and solvents from metal parts. Plastic tapered handle with metal ferrule.

Catalog #	Fill Material	Trim	Handle (L x Dia.)
597130	.018 crimped polypropylene	2-3/4"	7-3/4" x 1-1/16"
597140	Hog bristle	2-3/4"	7-3/4" x 1-1/16"
597150	Tampico	2-3/4"	7-3/4" x 1-1/16"



GAS/PARTS CLEANING BRUSHES - WOOD HANDLE

Standard parts cleaning brush that works well when cleaning parts with solvents from metal parts. Wood tapered handle with metal ferrule.

Catalog #	Fill Material	Trim	Handle (L x Dia.)
450008	Stiff polyester	2-5/8"	7-3/4" x 1"

Fine Finish Oil or Water-Based Brushes

BADGER

PREMIUM QUALITY

Uses: Excellent handmade flowing brush for paints, urethanes, varnishes and enamels

Features: Ultra fine finishing results

Brush Material: Natural badger-style China bristle

Trim: Hand-formed chisel edge

Handle: Pencil style, clear wood

Catalog #	Size	Length	Thickness
451310	1"	2"	7/16"
451315	1-1/2"	2-1/8"	1/2"
451320	2"	2-1/4"	9/16"
451325	2-1/2"	2-5/16"	5/8"
451330	3"	2-5/16"	11/16"



ONYX

BEST ALL AROUND QUALITY

Uses: Paints, enamels, varnishes and urethanes

Features: Fine all around performance

Brush Material: 100% white China bristle

Trim: Chisel Edge

Handle: Varnished wood

Catalog #	Size	Length	Thickness
451810	1"	2"	7/16"
451815	1-1/2"	2-1/4"	1/2"
451820	2"	2-1/2"	9/16"
451825	2-1/2"	2-3/4"	5/8"
451830	3"	3"	11/16"
451840	4"	3-1/4"	11/16"



ACE

MAINTENANCE GRADE

Uses: Paints, epoxies, resins, sealers

Features: General applications

Brush Material: 100% black China bristle

Trim: Square

Handle: Lacquered wood

Catalog #	Size	Length	Thickness
451110	1"	2"	3/8"
451115	1-1/2"	2-1/4"	7/16"
451120	2"	2-1/4"	1/2"
451125	2-1/2"	2-1/2"	1/2"
451130	3"	2-1/2"	1/2"
451140	4"	3"	11/16"



Fine Finish Water-Based Brushes

MATEY™

PROFESSIONAL SYNTHETIC BEAVERTAIL HANDLE

Uses: All fine finish water based paints and coatings

Brush Material: Solid tapered round polyester

Trim: Chisel edge

Handle: Sanded wood

Catalog #	Size	Length	Thickness
451710	1"	2-1/4"	7/16"
451715	1-1/2"	2-1/2"	1/2"
451720	2"	2-3/4"	9/16"
451725	2-1/2"	3"	5/8"
451730	3"	3-1/4"	11/16"
451740	4"	3-3/4"	7/8"



ROYAL

PROFESSIONAL SYNTHETIC FLAT SASH

Uses: All fine finish water based paints and coatings

Brush Material: Solid tapered round polyester

Trim: Chisel edge

Handle: Sanded wood

Catalog #	Size	Length	Thickness
451915	1-1/2"	2-1/2"	1/2"
451920	2"	2-3/4"	9/16"
451925	2-1/2"	3"	5/8"
451930	3"	3-1/4"	11/16"





QUEEN WOOD

PROFESSIONAL SYNTHETIC ANGULAR SASH
 Uses: All fine finish water based paints
 and coatings
 Brush Material: Solid tapered round polyester
 Trim: Chisel edge
 Handle: Sanded wood

Catalog #	Size	Length	Thickness
451015	1-1/2"	2-1/2"	1/2"
451020	2"	2-3/4"	9/16"
451025	2-1/2"	3"	5/8"



LARK

MAINTENANCE GRADE SYNTHETIC
 Uses: Maintenance coatings
 Brush Material: 100% polyester
 Trim: Chisel edge
 Handle: Solvent resistant plastic

Catalog #	Size	Length	Thickness
451610	1"	2"	3/8"
451615	1-1/2"	2"	7/16"
451620	2"	2-1/4"	1/2"
451625	2-1/2"	2-1/4"	1/2"
451630	3"	2-1/2"	1/2"
451640	4"	3"	11/16"

Disposable Brushes



THE FOOLER®

DOUBLE THICK DISPOSABLE
 Uses: Epoxies, resins, paints, sealers
 Features: Holds more coating than standard
 chip brush
 Brush Material: 100% white bristle
 Trim: Square
 Handle: Sanded wood

Catalog #	Size	Length	Thickness
451205	1/2"	1-3/4"	3/8"
451210	1"	1-3/4"	3/8"
451215	1-1/2"	1-3/4"	7/16"
451220	2"	2"	1/2"
451225	2-1/2"	2"	1/2"
451230	3"	2"	1/2"
451240	4"	2-1/4"	11/16"



CHIP BRISTLE

THROW AWAY
 Uses: Epoxy, resin, paints, sealers
 Features: Disposable
 Brush Material: 100% White
 bristle
 Trim: Square
 Handle: Sanded wood

Catalog #	Size	Length	Thickness
452205	1/2"	1-5/8"	1/4"
452210	1"	1-3/4"	5/16"
452215	1-1/2"	1-3/4"	5/16"
452220	2"	1-3/4"	5/16"
452225	2-1/2"	1-3/4"	3/8"
452230	3"	1-3/4"	3/8"
452240	4"	2"	3/8"
452241	4"	2"	11/16"

FOAM BRUSHES

Uses: Touch-ups
 Brush Material: Black foam
 Trim: Pointed edge
 Handle: Wood peg

Catalog #	Size	Length	Thickness
450001	1"	2"	1/2"
450002	2"	2-1/2"	1/2"
450003	3"	2-1/2"	1/2"
450004	4"	3"	1/2"



Specialty Brushes

RADIATOR

BENT WOOD HANDLE
 Uses: Hard to reach areas
 Brush Material: 100% black bristle
 Trim: Square
 Handle: Sanded wood

Catalog #	Size	Length	Thickness
451410	1"	2"	7/16"
451415	1-1/2"	2-1/4"	1/2"
451420	2"	2-1/2"	9/16"
451425	2-1/2"	2-1/2"	5/8"
451430	3"	2-3/4"	11/16"
451440	4"	3"	7/8"



RADIATOR DISPOSABLE

BENT FERRULE DISPOSABLE
 Uses: Hard to reach areas
 Brush Material: 100% black bristle
 Trim: Square
 Handle: Sanded wood

Catalog #	Size	Length	Thickness
451510	1"	2"	3/8"
451515	1-1/2"	2"	3/8"
451520	2"	2-1/4"	3/8"
451525	2-1/2"	2-1/4"	1/2"
451530	3"	2-1/2"	5/8"
451540	4"	3"	11/16"



FAWN

ROUND SASH
 Uses: Trim work
 Brush Material: 100% black China bristle
 Trim: Chisel edge
 Handle: Lacquered wood

Catalog #	Size	Length	Thickness
450012	#2	1-5/8"	1/2"
450014	#4	1-7/8"	13/16"
450016	#6	2"	1"
450018	#8	2-1/8"	1-1/8"
450019	#10	2-1/4"	1-1/4"



We manufacture a complete line of the finest tools compatible with all types of paints and coatings. Ongoing research and development combined with our relationships with paint manufacturers around the world enable us to deliver superior applicators and performance for every new generation of paints and coatings.

Roller Covers



SHED RESISTANT MICROFIBER

SHORT NAP—PREMIUM MICROFIBER
Uses: Semi-gloss and gloss paint
Surface: Smooth

Catalog #	Size	Nap
454069*	9"	3/8"



DELUXE MOHAIR

SHORT NAP—PREMIUM MOHAIR BLEND
Uses: Enamels, varnishes, urethanes
Surface: Smooth

Catalog #	Size	Nap
454113*	3"	3/16"
454114*	4"	3/16"
454119*	9"	3/16"



MULTI PURPOSE

SHORT NAP—ALL PURPOSE
Uses: Paints, enamels, varnishes, urethanes
Surface: Smooth

Catalog #	Size	Nap
454143*	3"	1/4"
454144*	4"	1/4"
454149*	9"	1/4"
454159**	9"	1/4"



FOAM ROLLER

SHORT NAP—LINT FREE
Uses: Paints, enamels, varnishes, urethanes
Surface: Smooth

Catalog #	Size	Nap
454103*	3"	1/8"
454104*	4"	1/8"
454109*	9"	1/8"



DYNEX™

MEDIUM NAP—EXCELLENT
Uses: Paints, epoxies, fiberglass resins
Surface: Smooth & semi-smooth

Catalog #	Size	Nap
454223*	3"	3/8"
454224*	4"	3/8"
454229*	9"	3/8"
454239**	9"	3/8"



TREELON™

LONG NAP
Uses: Flat paint
Surface: Medium to rough

Catalog #	Size	Nap
454323*	3"	1/2"
454324*	4"	1/2"
454329*	9"	1/2"
454333*	3"	3/4"
454334*	4"	3/4"
454339*	9"	3/4"
454349*	9"	1-1/4"
454359**	9"	1-1/4"



TWIN PACK

DISPOSABLE
Uses: Paint, epoxy
Surface: Smooth

Catalog #	Size	Nap
454963**	9"	3/8"

*Phenolic roller covers feature heat-cured pressure impregnated phenolic cores that are solvent resistant.

**Plastic roller covers feature polypropylene cores that are very solvent resistant.

Specialty Roller Covers

FIBERGLASS RESIN ROLLER

Uses: Epoxy and fiberglass resin
Phenolic core
Surface: Smooth

Catalog #
454099

Size
9"

Nap
1/8"



ROOF ROLLER (FOAM)

Uses: Corrugated surfaces
Phenolic core

Catalog #
454089

Size
9"

Nap
N/A



TEXTURE ROLLER

Uses: Textured finishes
Phenolic core

Catalog #
454079

Size
9"

Nap
N/A



Mini Roller Covers

4" MINI COMPLETE

Includes: 4" Mini frame
and 1/2" nap mini refill

Catalog #
454624

Size
4"

Nap
1/2"



4" MINI FRAME

Uses: Suitable for 1/2" nap
or foam mini refill

Catalog #
456441

Size
4"



4" MINI 1/2" NAP REFILL

Uses: All paints, industrial coatings
Features: Solvent resistant
Packaging: Twin pack

Catalog #
454604

Size
4"

Nap
1/2"



4" MINI FOAM REFILL

Uses: All enamel varnishes,
urethanes, epoxies and paints
Features: Solvent resistant
Packaging: Twin pack

Catalog #
454110

Size
4"

Nap
5/8"





4" MINI ROLLER SET

Includes:
 4" Plastic Tray
 4" Mini Frame
 4" Mini 5/8" Foam Refill
 4" Mini 1/2" Nap Refill

Catalog # 457141 Size 4"



4" PLASTIC TRAY

Features: Solvent resistant

Catalog # 455212 Size 4"

Roller Accessories



ROLLER FRAMES

BIRDCAGE
 Design: 4 wire, 1/4" shank
 Handle Construction: Deluxe plastic threaded

Catalog # 456330 Size 3"
 456440 4"
 456994 9"

INDUSTRIAL
 Design: 5 wire, 5/16" shank
 Handle Construction: Heavy duty plastic threaded

456995 9"

WOOD GRIP
 Design: 5 wire, 5/16" shank
 Handle Construction: Wood grip with metal thread

456996 9"

TRAYS AND LINERS

METAL TRAY
 Features: Ladder lock legs, extra deep paint well

Catalog # 455210 Size 9"

PLASTIC TRAY
 Features: Ladder lock legs, 1/2 gallon capacity, solvent resistant

455211 9"

TRAY LINER
 Features: Plastic insert for metal tray, solvent resistant

455313 9"

TRAY SETS

BUDGET SET (PLASTIC TRAY)
 Includes: 9"x 3/8" Roller Cover, Slip On Frame, Plastic Tray

Catalog # 457198 Size 9"

DELUXE SET (METAL TRAY)
 Includes: 9"x 3/8" Dynex Solvent Resistant Cover, 9" Birdcage Frame, Metal Tray

457197 9"





Corporate Office
Gordon Brush Mfg. Co., Inc.
3737 Capitol Avenue
City of Industry, CA 90601-1732 USA

(323) 724-7777 Phone
(323) 724-1111 Fax
sales@milwaukeedustless.com

www.milwaukeedustless.com